

OMV Group – facts & figures

Growth story

1956



„Österreichische Mineralölverwaltung
Aktiengesellschaft“ founded

1960



Start-up of the new Schwechat refinery

1968



First Natural Gas Supply Contract with
the former USSR

1985



Start of the international E&P business (Libya)

Growth story

1987



Acquisition of Burghausen Refinery;
Issue of the 1st tranche of ÖMV shares (15%)

1989



Takeover of PCD Polymere;
Issue of the 2nd tranche of ÖMV shares (10%)

1990



Opening of the 1st ÖMV filling station;
Acquisition of the chemical group

1991



Start of the international filling station business
(Hungaria)

Growth story

1994



Strategic partnership with IPIC/Abu Dhabi (19.6%)

1995



Company name changed from ÖMV to OMV

1996



Secondary offering of OMV shares

1998



Integration of PCD into Borealis;
Interest of 25% in Borealis (IOB 50%)

Growth story

1999



Takeover of the Australian exploration and production company „CULTUS Petroleum NL“

2003



Important acquisitions:

- International portfolio of Preussag Energie
- 45% of Bayernoil-Raffinerieverbund

2004




Greatest acquisition in the company's history:
51% of the Rumanian Oil and Gas Group Petrom

2005



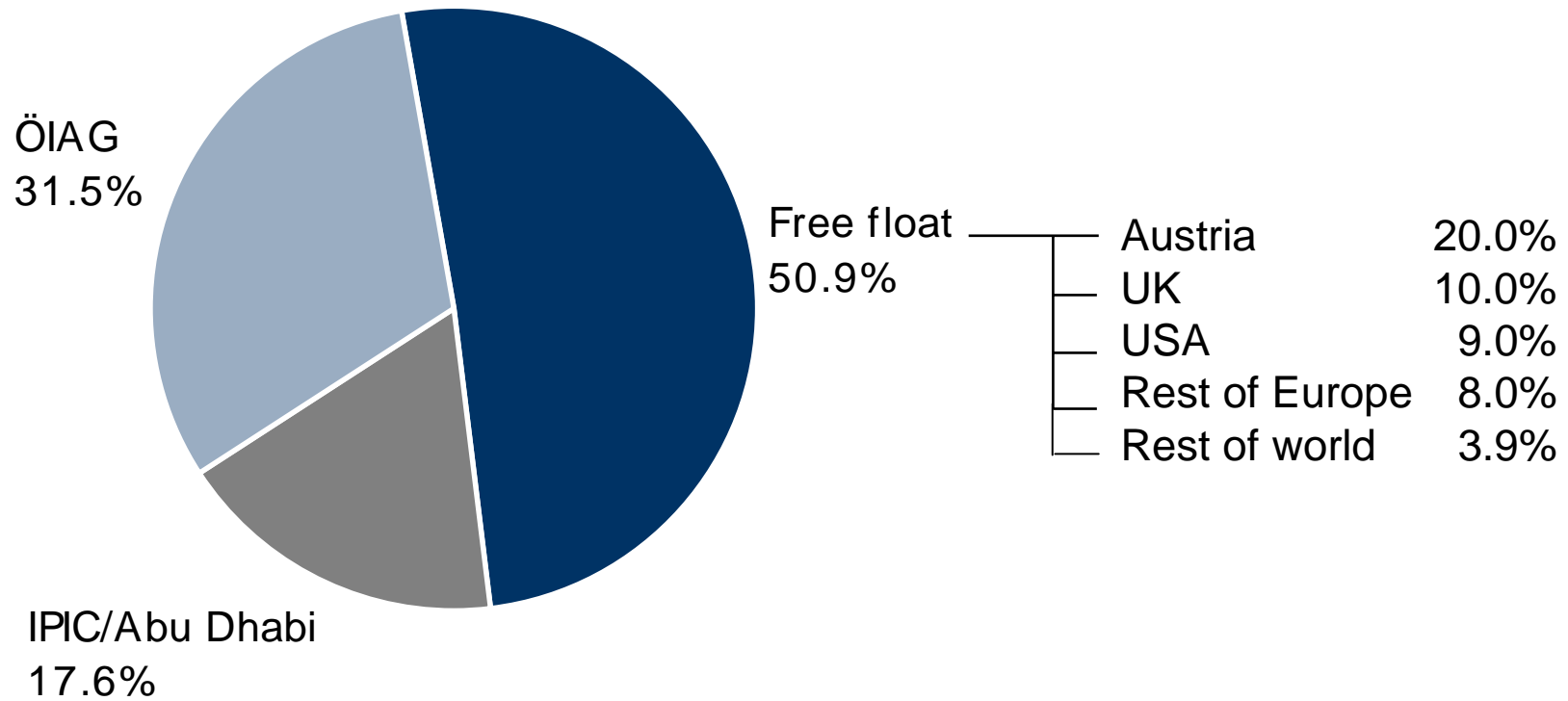
OMV and IPIC acquire 100% of Borealis;
OMV sells 50% AMI stake to IPIC

Growth story

2006  Acquisition of 34% of Petrol Ofisi from Dogan Holding

2006  Foundation from OMV Future Energy Fund GmbH

Stockholder structure



Boards of the OMV Aktiengesellschaft



Executive Board:

Wolfgang Ruttenstorfer (middle)
Chairman

Gerhard Roiss (2nd from right)
Refining & Marketing, Plastics, Chemicals

Helmut Langanger (left)
Exploration & Production

Werner Auli (2nd from left)
Gas

David C. Davies (right)
CFO, Service Network

Supervisory Board:

Rainer Wieltsch (President), Mohamed N. Al Khaily (Managing Director, 1st Deputy Chairman), Peter Michaelis (2nd Deputy Chairman), Helmut Draxler, Murtadha M. Al Hashemi (Finance Manager), Wolfram Littich, Gerhard Mayr (Executive Vice President), Herbert Stepic, Herbert Werner, Norbert Zimmermann

Delegates of the Central Works Council:

Leopold Abraham (President), Wolfgang Baumann, Franz Kaba, Ferdinand Nemesch, Markus Simonovsky

Business segments of the OMV Group



Refining and Marketing
incl. Petrochemicals



Exploration und
Production



Gas

Key companies and key subsidiaries of OMV Aktiengesellschaft



OMV Aktiengesellschaft

- OMV Refining & Marketing GmbH (100%)
- OMV Exploration & Production GmbH (100%)
- OMV Gas International GmbH (100%)
- OMV Solutions GmbH (100%)
- Petrom SA (51%)
- Petrol Ofisi (36,4%)
- OMV Deutschland (10%)
- MOL (20,2%)



Key companies and key subsidiaries



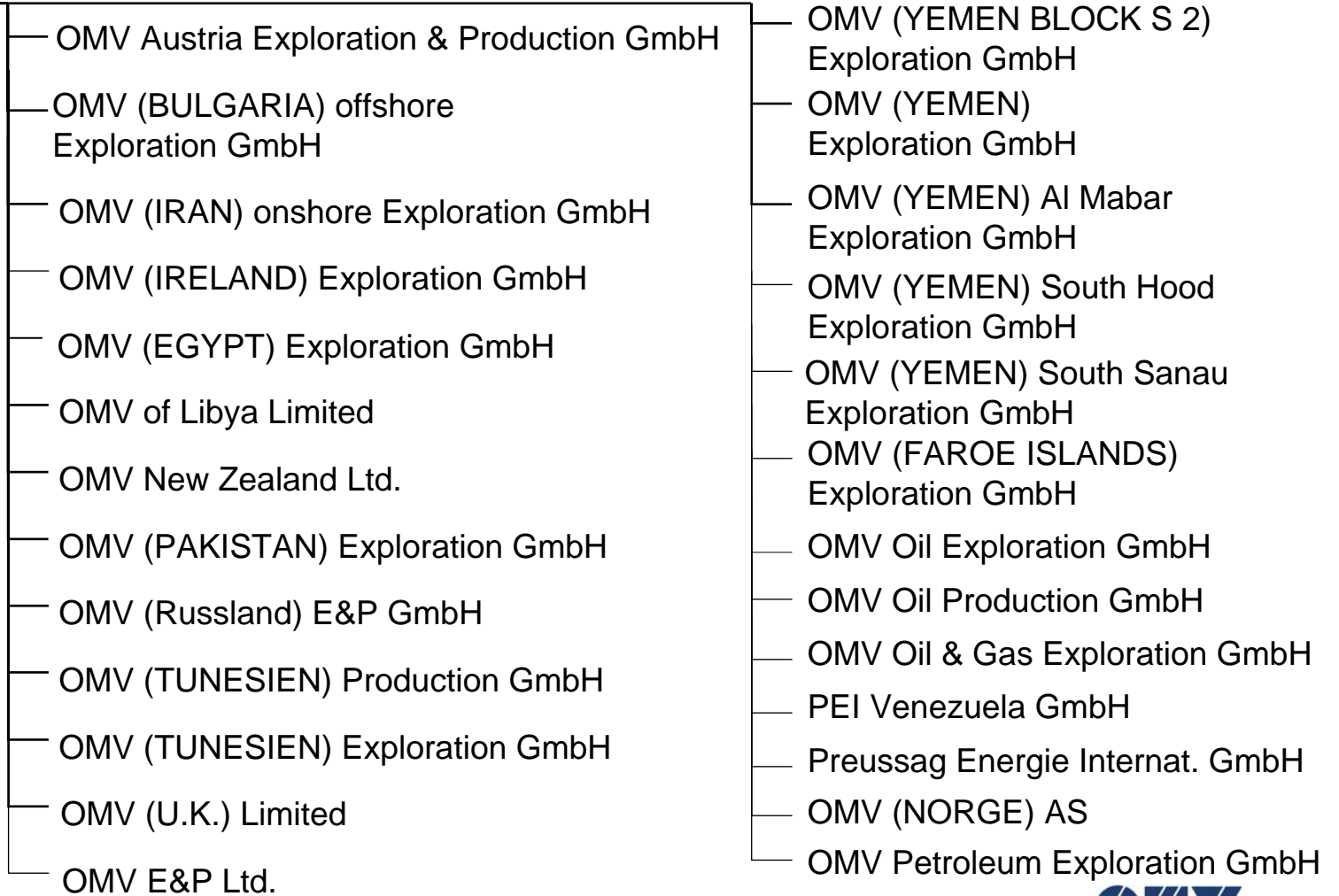
Refining and Marketing incl. Petrochemicals



Key companies and key subsidiaries



Exploration and Production



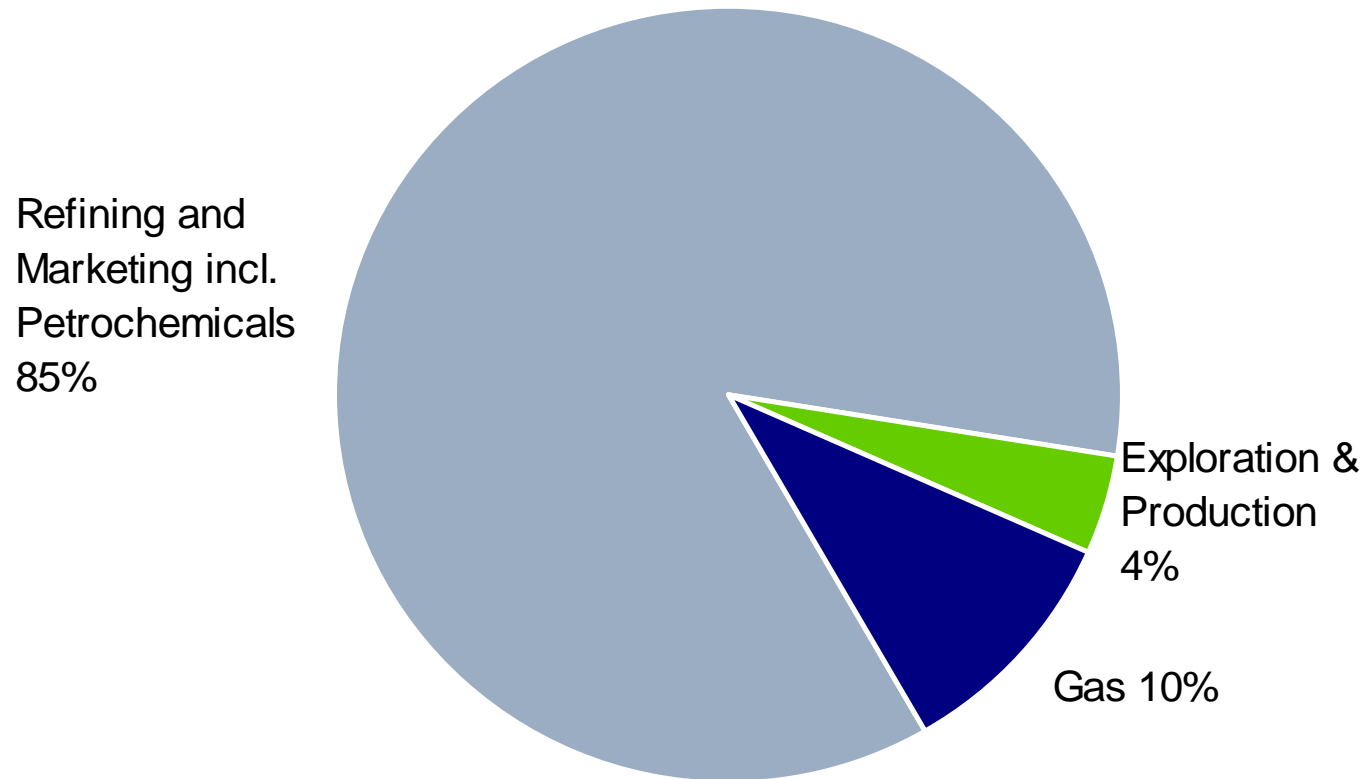
Key companies and key subsidiaries



Gas

- OMV Gas International GmbH (100%)
 - OMV Gas GmbH (100%)
 - AGGM Austrian Gas Grid Management AG (100%)
 - BOG Baumgarten Oberkappel Gasleitungsges.mbH (51%)
 - OÖFerngas AG (34.1%)
 - AGCS Gas Clearing and Settlement AG (23.1%)
 - TAG Trans Austria Gasleitung GmbH (11%)
 - Nabucco International GmbH (20%)
 - EconGas (50%)
 - Central European Gashub GmbH (100%)
 - GWH GmbH (25.1%)
 - Adria LNG Ltd. (28.4%)

Group sales 2006 by segments: EUR 18.97 bn



Financial overview 2006

	2006	2005
Group sales 1)	18,970	15,580
EBIT	2,061	1,958
Clean EBIT	2,257	2,305
Income from ordinary activities	2,156	1,948
Net income	1,658	1,496
Net cash provided by operating activities	2,027	2,108
Balance sheet total	17,804	15,451
Stockholders' equity	9,176	7,694
Number of employees 2)	40,993	49,919

in EUR mn

1) Sales excluding petroleum excise tax

2) OMV Employees (without Petrom): 5,180

Financial overview – 2nd quarter 2007

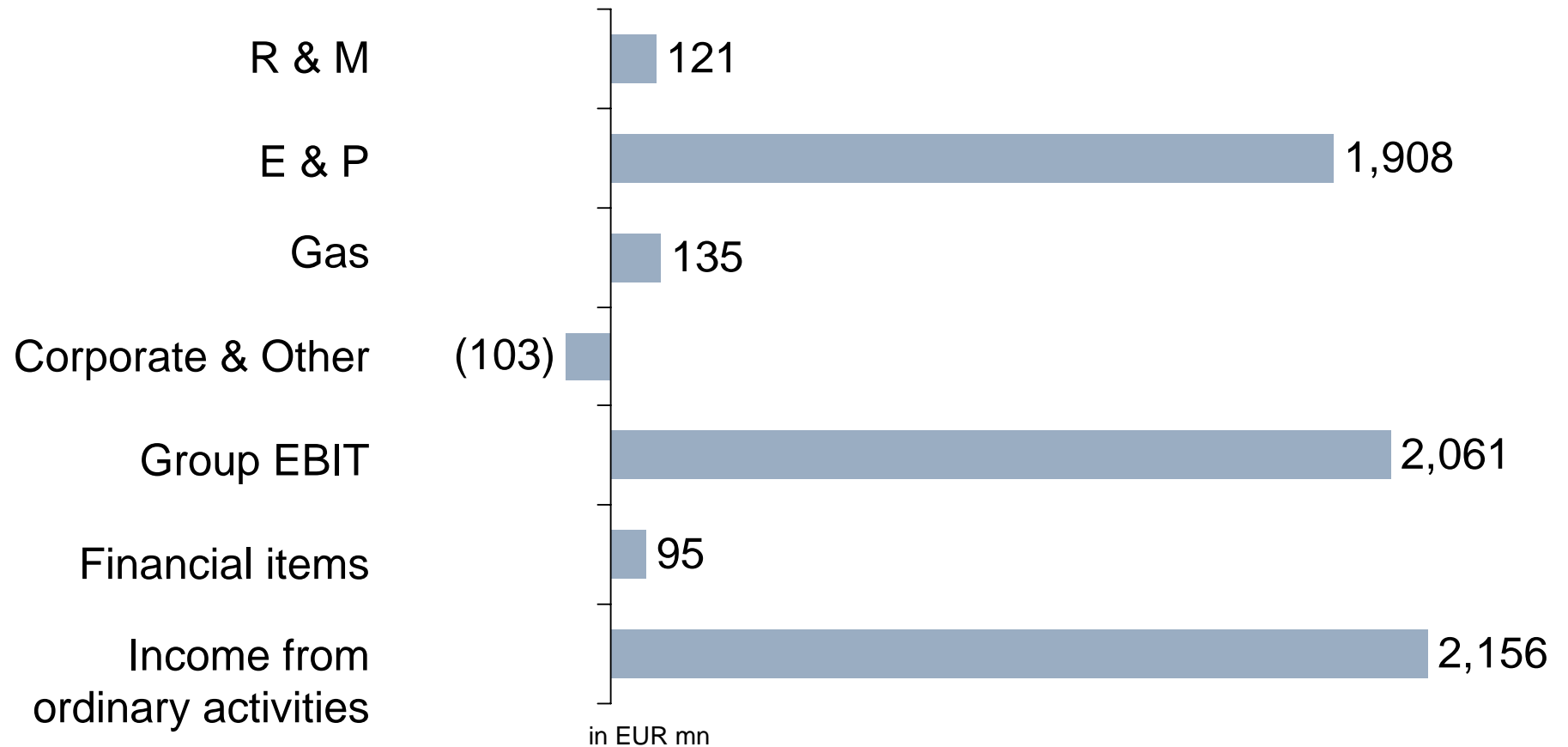
Q2/07	Q2/06	in EUR mn	1-6/07	1-6/06	+/-
562	621	EBIT	1,074	1,162	(8)%
584	662	Clean EBIT	1,064	1,153	(8)%
628	643	Income ord. act.	1,173	1,169	0%
411	400	Net income	743	719	3%
4,581	4,646	Sales ¹⁾	9,176	8,944	3%
455	565	Cashflow	1,126	1,070	5%
37,910	46,734	Employees ²⁾	37,910	46,734	-

1.) excluding petroleum excise tax

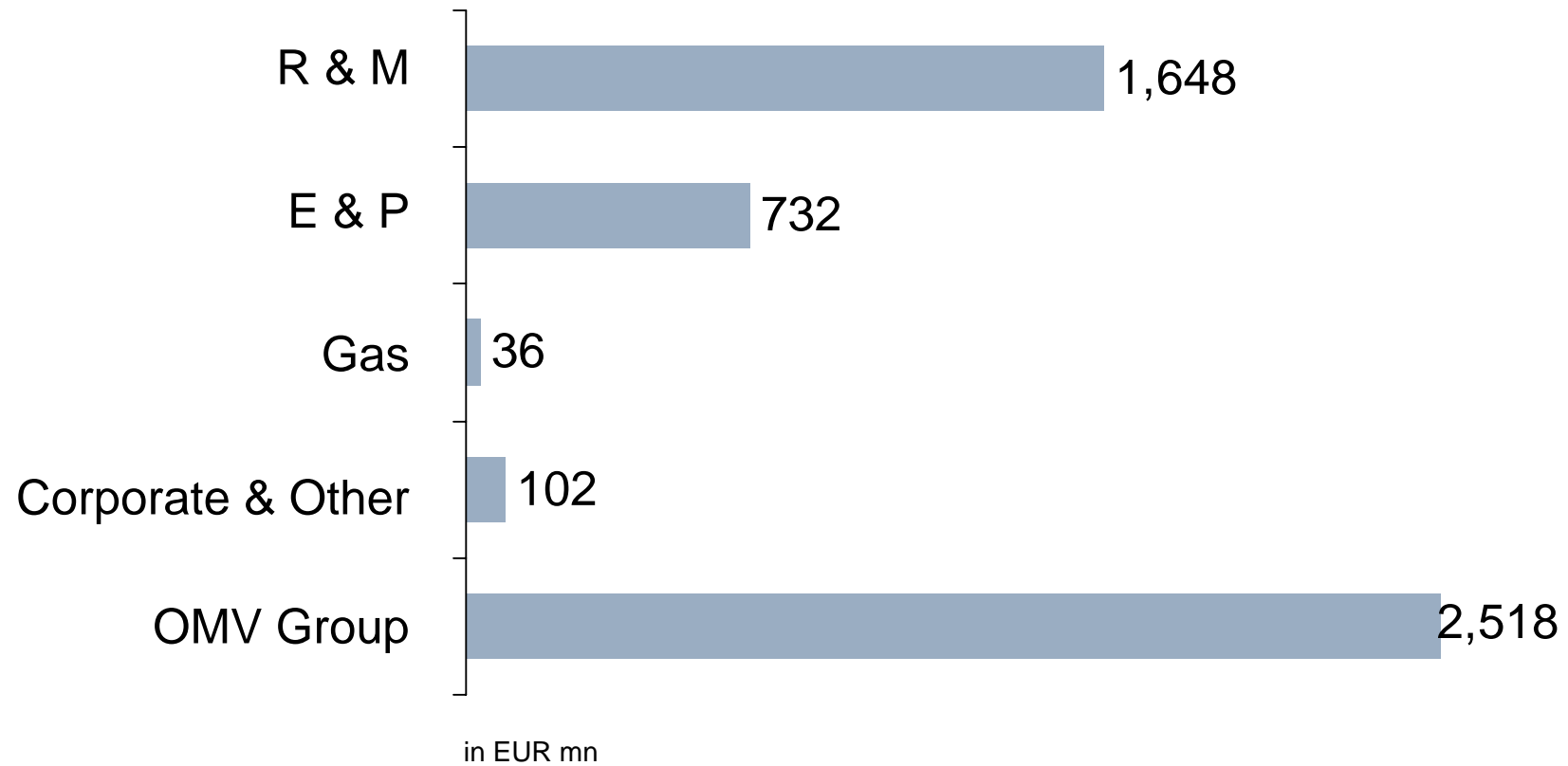
2.) OMV employees (exkl. Petrom): 5,353 Employees



Financial result 2006



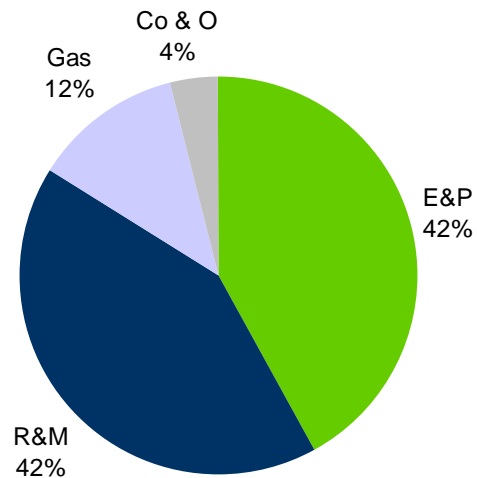
Capital expenditure 2006



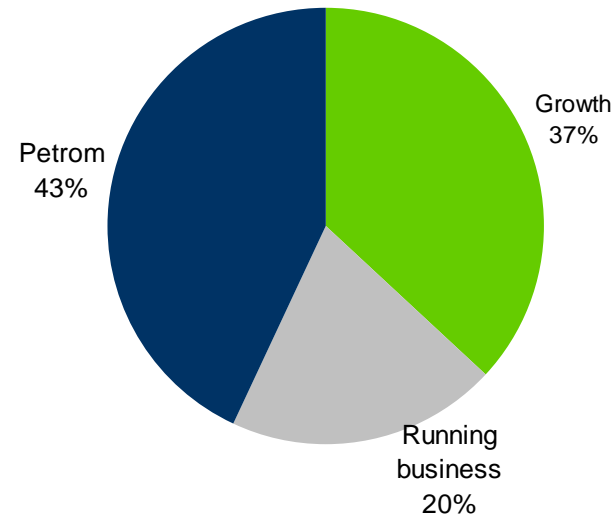
CAPEX Program for 2007 to 2010

Approx. EUR 2 bn CAPEX per year on average excluding major acquisitions – around EUR 900mn dedicated to Petrom

Total CAPEX per segment

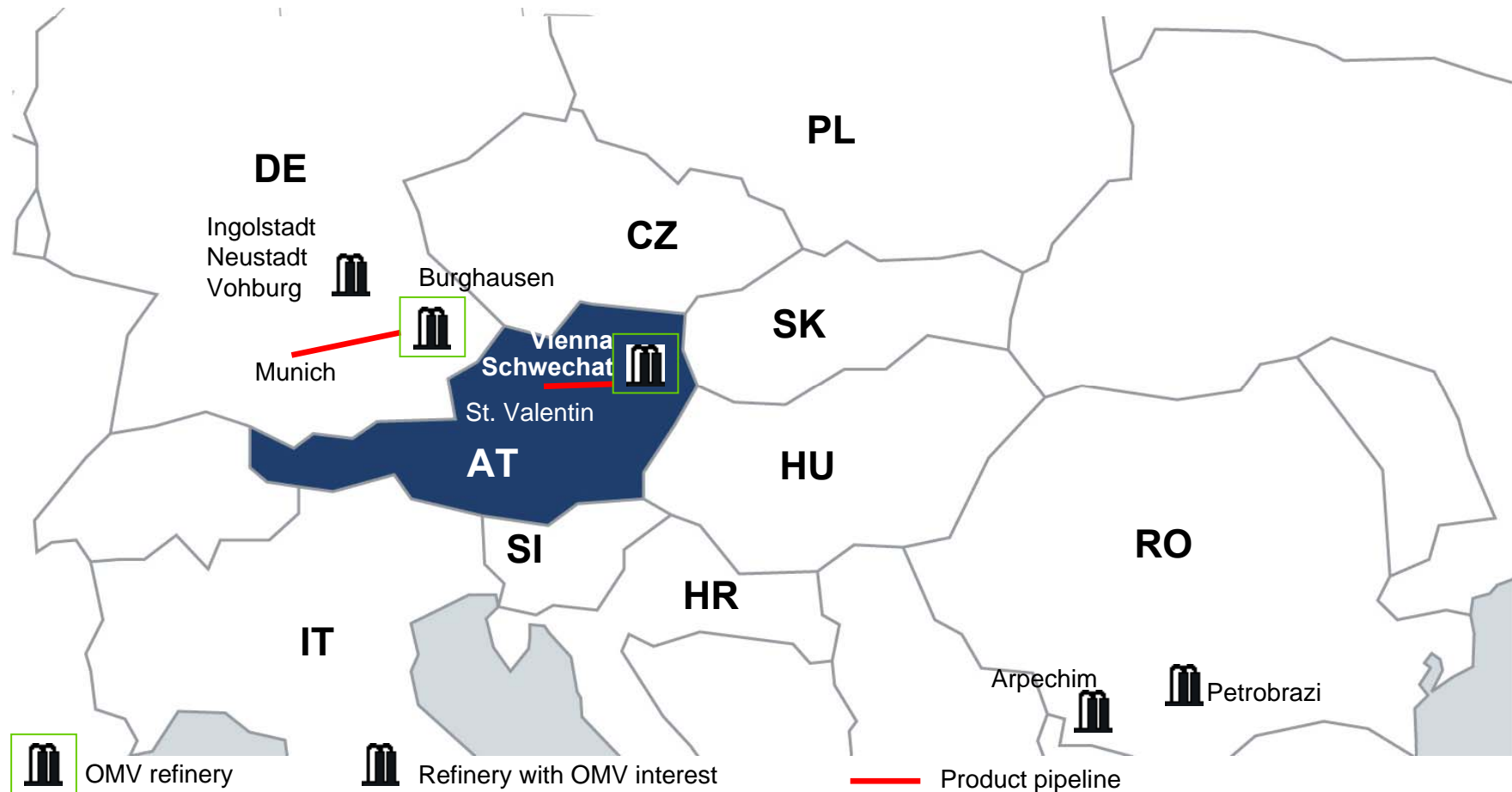


CAPEX running business/growth



Refining and Marketing incl. Petrochemicals

Refining



Refining and Marketing incl. Petrochemicals

Refining: key figures 2006

Crude oil processing

	Schwechat	Burghausen	BAYERNOIL
OMV crude oil	8,494	3,346	5,486
Semi-finished products	589	185	155
Total feedstock	9,083	3,531	5,641

in 1,000 t

Refining and Marketing incl. Petrochemicals

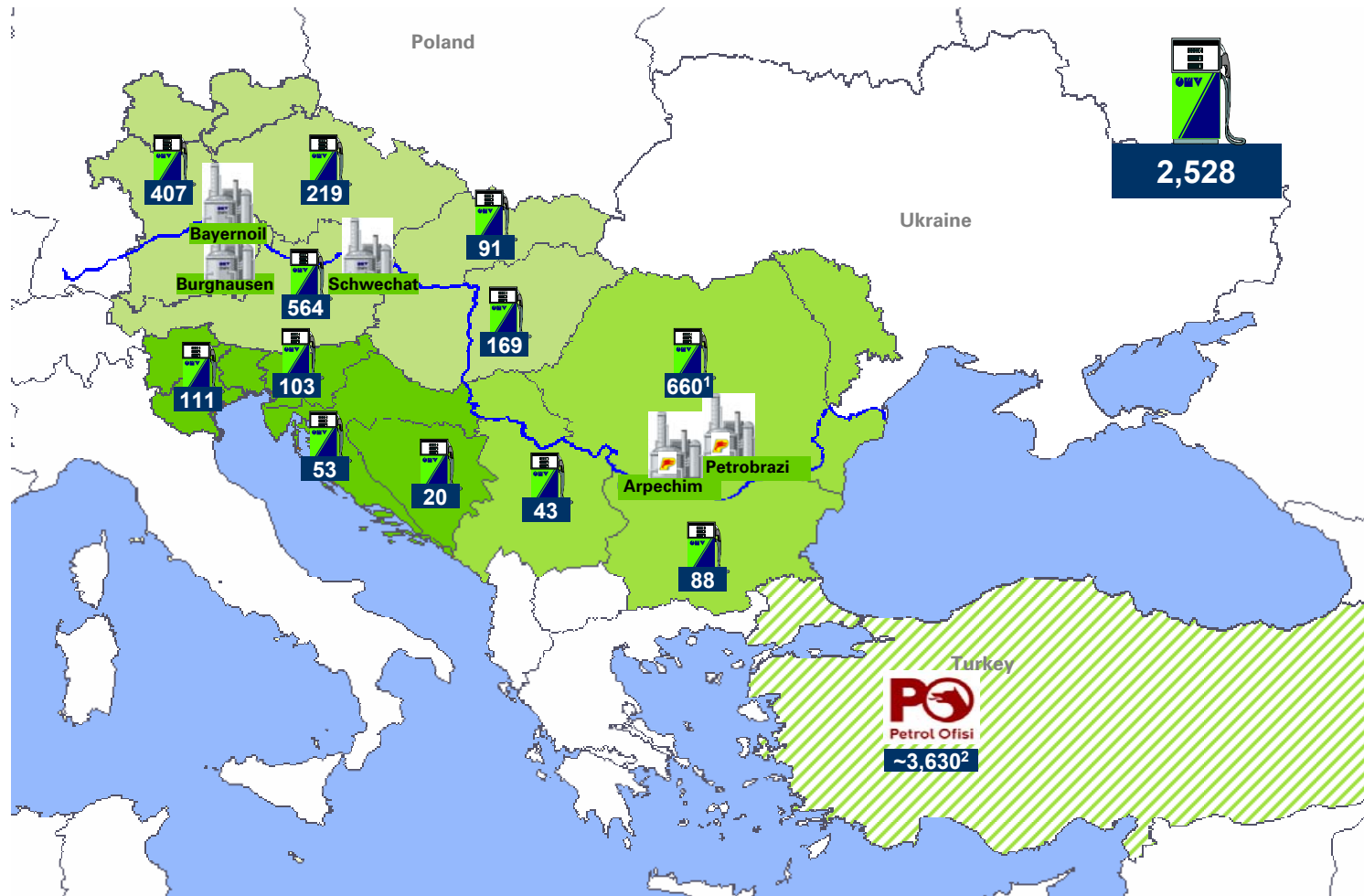
Refining: key figures 2006

Total sales

	Schwechat	Burghausen	BAYERNOIL
Petrochemicals	839	941	49
Gasolines	1,619		1,307
Jet fuel	628	483	381
Diesel fuel	2,733	564	1,632
Home heating oil	801	922	1,118
Fuel oils	981		225
Bitumen	390		196
Coke		197	
Others	151	159	196
Total sales	8,141	3,265	5,104

in 1,000 t

OMV market leader in Central Europe



Status End of June 2007
 1: including Petrom
 2: OMV holds 34 % of Petrol Ofisi stakes



Refining and Marketing incl. Petrochemicals

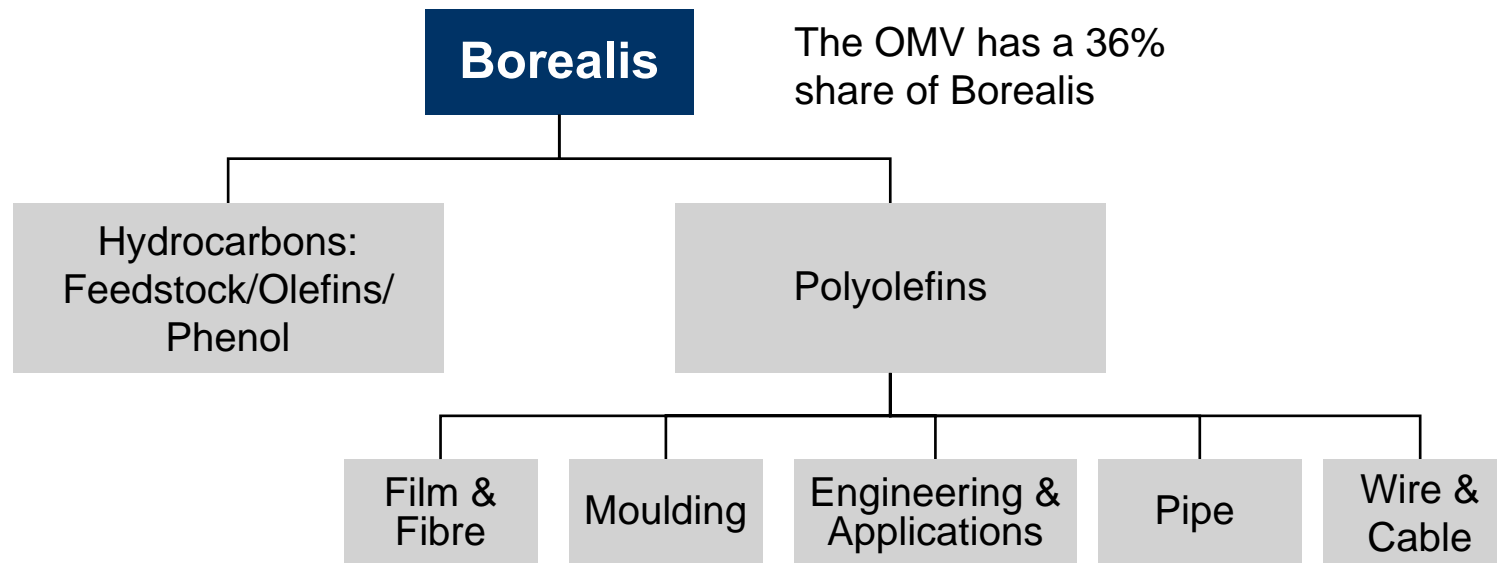
Marketing / Key figures

- ▶ Overall market share in Austria approx. 34%
- ▶ Austrian filling station brands: OMV, Avanti, Stroh
market share 2006 approx. 20%
- ▶ Filling stations (June 2007): 2,528

- ▶ Integrated commercial business including end-consumer,
market share approx. 24%
- ▶ Commercial business via subsidiaries in AT, DE, CZ, SK, HU, IT, SI,
HR, BA, RO, BG and RS
- ▶ Increasing international lubricants business
- ▶ Europe-wide card-business for commercial customers
(about 20,000 accepting points in 36 different countries of europe)

Refining and Marketing incl. Petrochemicals

Borealis

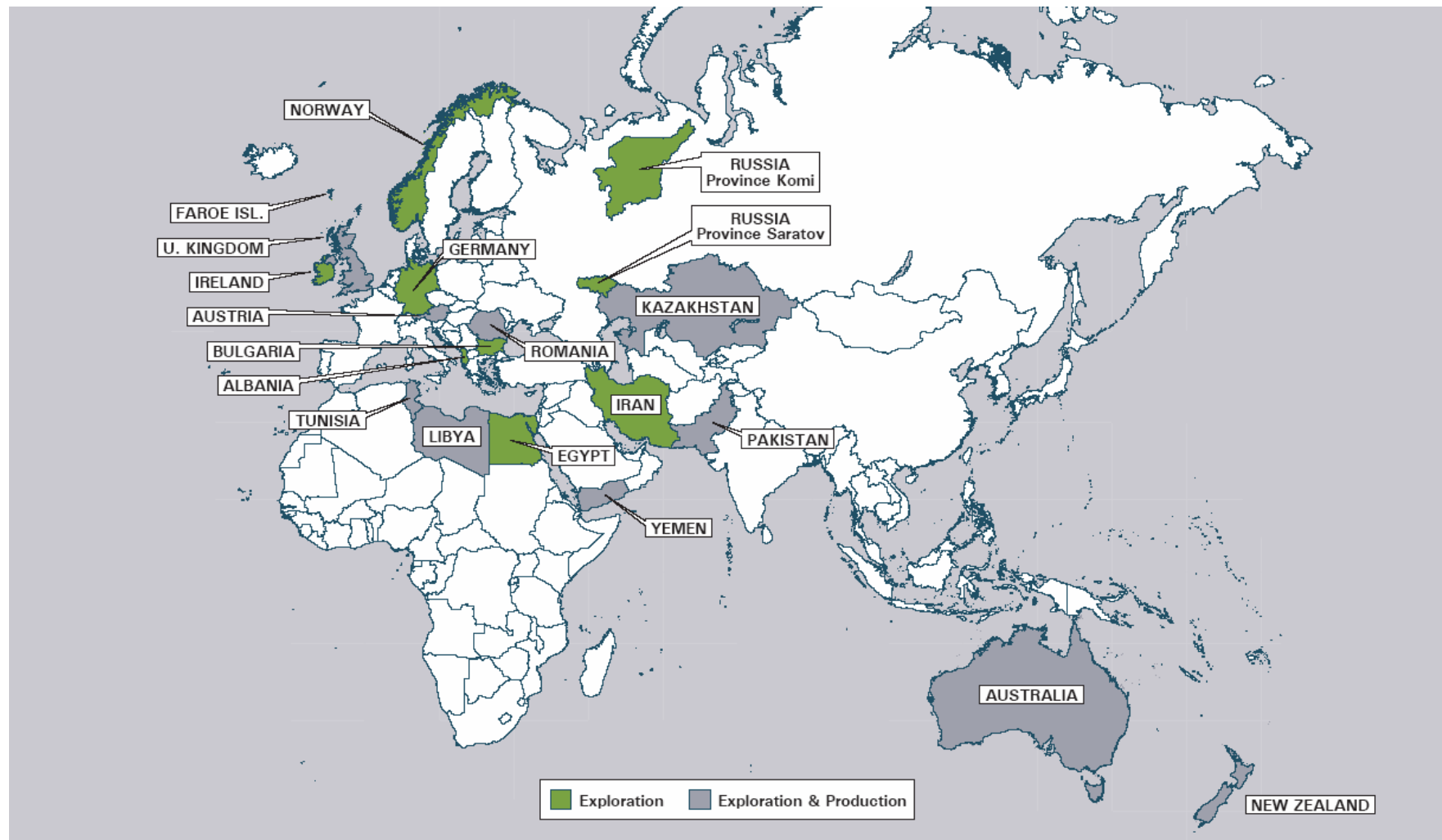


- ▶ Capacity: 3.9 mtpa PO
- ▶ Sales: EUR 5,74 bn
- ▶ Approx. 4,500 Employees
- ▶ Proprietary Borstar technology

Production in (including Joint Ventures):
Austria, Belgium, Brazil, Germany, Finland, Italy,
Norway, Sweden, USA, U.A.E

Exploration and Production

Worldwide activities



Exploration and Production

Key figures

Proved Reserves as of December 31st, 2006

	Oil and NGL in mn t	Natural Gas in bcm	Oil equivalent in mn boe
Austria	7.56	14.59	146.77
International	17.34	10.25	202.09
Petrom	75.49	60.73	940.41
Total	100.79	85.57	1,289.26

Production in 2006

	Oil and NGL in mn t	Natural Gas in bcm	Oil equivalent in mn boe
Austria	0.86	1.25	14.01
International	2.62	1.61	29.75
Petrom	4.94	5.98	74.64
Total	8.42	8.83	118.41

OMV Gas

Relevant market

Sales and trading:

- Core market
- EconGas sales cluster
- Petrom/OMV Gas sales cluster



OMV Gas

Key figures 2006

Supply

Russia	5,851
Norway	1,272
Others	1,922
OMV/Petrom Production	5,385
Total	14,430

Storage

Working gas volume	2,120
--------------------	-------

CEGH

Title Transfer	7,707
----------------	-------

in mn cbm

Sales

OMV Gas International	1,436
EconGas	7,710
Petrom	4,969
Total	14,115

Transport

Sold transmission volume:	
North-South-System	32,792
East-West-System	14,106
Total	46,898

Struktur Business Unit OMV Gas



1) Business Unit Gas Downstream Romania

Contact



OMV Aktiengesellschaft

P.O. Box 15
Otto-Wagner-Platz 5
1091 Vienna

Corporate Communications

phone: +43 (1) 40 440-21660
fax: +43 (1) 40 440-20999
info.news-communications@omv.com
www.omv.com